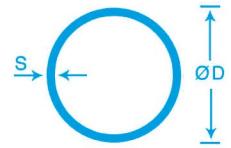
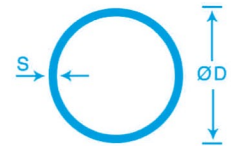


TUBI SS ZINCATI API 5L GR.B - ASTM A 106 GR.B
GALVANIZED SEAMLESS STEEL PIPES API 5L
GR.B - ASTM A 106 GR.B



diametro / diameter (ø)		spessore thickness (S) mm	n° schedula n° schedule	peso weight Kg / Mt
pollici inch	mm			
1/2"	21,3	2,77	40	1,300
		3,73	80	1,700
3/4"	26,7	2,87	40	1,700
		3,91	80	2,200
1"	33,4	3,38	40	2,600
		4,55	80	3,300
1 1/4"	42,2	3,56	40	3,400
		4,85	80	4,500
1 1/2"	48,3	3,68	40	4,100
		5,08	80	5,500
2"	60,3	3,91	40	5,500
		5,54	80	7,500

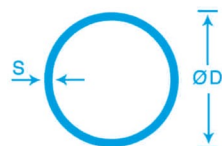
TUBI SS API 5L GR. X52 - ASTM A 333 GR. 6°
SEAMLESS STEEL PIPES API 5L GR. X52
- ASTM A 333 GR. 6°



diametro / diameter (ø)		spessore thickness (S) mm	n° schedula n° schedule	peso weight Kg / Mt
pollici inch	mm			
1/2"	21,3	2,77	40	1,280
		3,73	80	1,600
3/4"	26,7	2,87	40	1,700
		3,91	80	2,190
1"	33,4	3,38	40	2,500
		4,55	80	3,230
1 1/4"	42,2	3,56	40	3,380
		4,85	80	4,470
1 1/2"	48,3	3,68	40	4,050
		5,08	80	5,410
2	60,3	3,91	40	5,440
		5,54	80	7,480
2 1/2"	73,0	5,16	40	8,620
		7,01	80	11,410
3"	88,9	5,49	40	11,290
		7,62	80	15,270
4"	114,3	6,02	40	16,070
		8,56	80	22,310

PROSIDER

TUBI SS API 5L GR.B X42 - ASTM A 106 GR.B SEAMLESS STEEL PIPES API 5L GR.B X42 - ASTM A 106 GR.B



diametro / diameter (Ø)				
pollici inch	mm	spessore thickness (S) mm	n° schedula n° schedule	peso weight Kg / Mt
3/8"	17,1	2,31	40	0,849
		3,20	80	1,100
1/2"	21,3	2,77	40	1,270
		3,73	80	1,620
		4,78	160	1,950
3/4"	26,7	2,87	40	1,680
		3,91	80	2,190
		5,56	160	2,890
1"	33,4	3,38	40	2,500
		4,55	80	3,230
		6,35	160	4,230
1 1/4"	42,2	3,56	40	3,380
		4,85	80	4,470
		6,35	160	5,600
1 1/2"	48,3	3,68	40	4,050
		5,08	80	5,410
		7,14	160	7,240
2	60,3	3,91	40	5,440
		5,54	80	7,480
		8,74	160	11,110
		11,07	XXS	13,450
2 1/2"	73,0	5,16	40	8,620
		7,01	80	11,410
		9,52	160	14,910
		14,02	XXS	20,410
3"	88,9	3,96		8,300
		5,49	40	11,290
		7,62	80	15,270
		11,13	160	21,330
4"	114,3	15,24	XXS	27,670
		4,78	30	12,900
		6,02	40	16,070
		8,56	80	22,310
		11,13	120	28,300
13,49	160	33,530		
17,12	XXS	41,020		

diametro / diameter (ø)				
pollici inch	mm	spessore thickness (S) mm	n° schedula n° schedule	peso weight Kg / Mt
5"	141,3	6,55	40	21,780
		9,52	80	30,950
		12,70	120	40,280
		15,88	160	49,090
		19,05	XXS	57,420
6"	168,3	7,11	40	28,260
		10,97	80	42,560
		14,27	120	54,200
		18,26	160	67,550
		21,95	XXS	79,180
8"	219,1	6,35	20	33,310
		7,04	30	36,790
		8,18	40	42,530
		10,31	60	53,090
		12,70	80	64,630
10"	273	6,35	20	41,770
		7,80	30	51,000
		9,27	40	60,290
		12,70	60	81,540
		15,09	80	95,970
		18,26	100	114,740
12"	323,8	6,35	20	49,720
		8,38	30	65,200
		9,52	STD	73,820
		12,70	XS	97,440
		14,27	60	108,960
		17,48	80	132,010
14"	355,6	5,33	10	46,070
		7,92	20	67,940
		9,52	30	81,280
		12,70	XS	107,380
		15,09	60	126,680
		19,05	80	158,080
23,83	100	194,900		
16"	406,4	6,35	10	62,630
		7,92	20	77,860
		9,52	30	93,210
		12,70	40	123,290
		16,66	60	160,120
		21,44	80	203,480